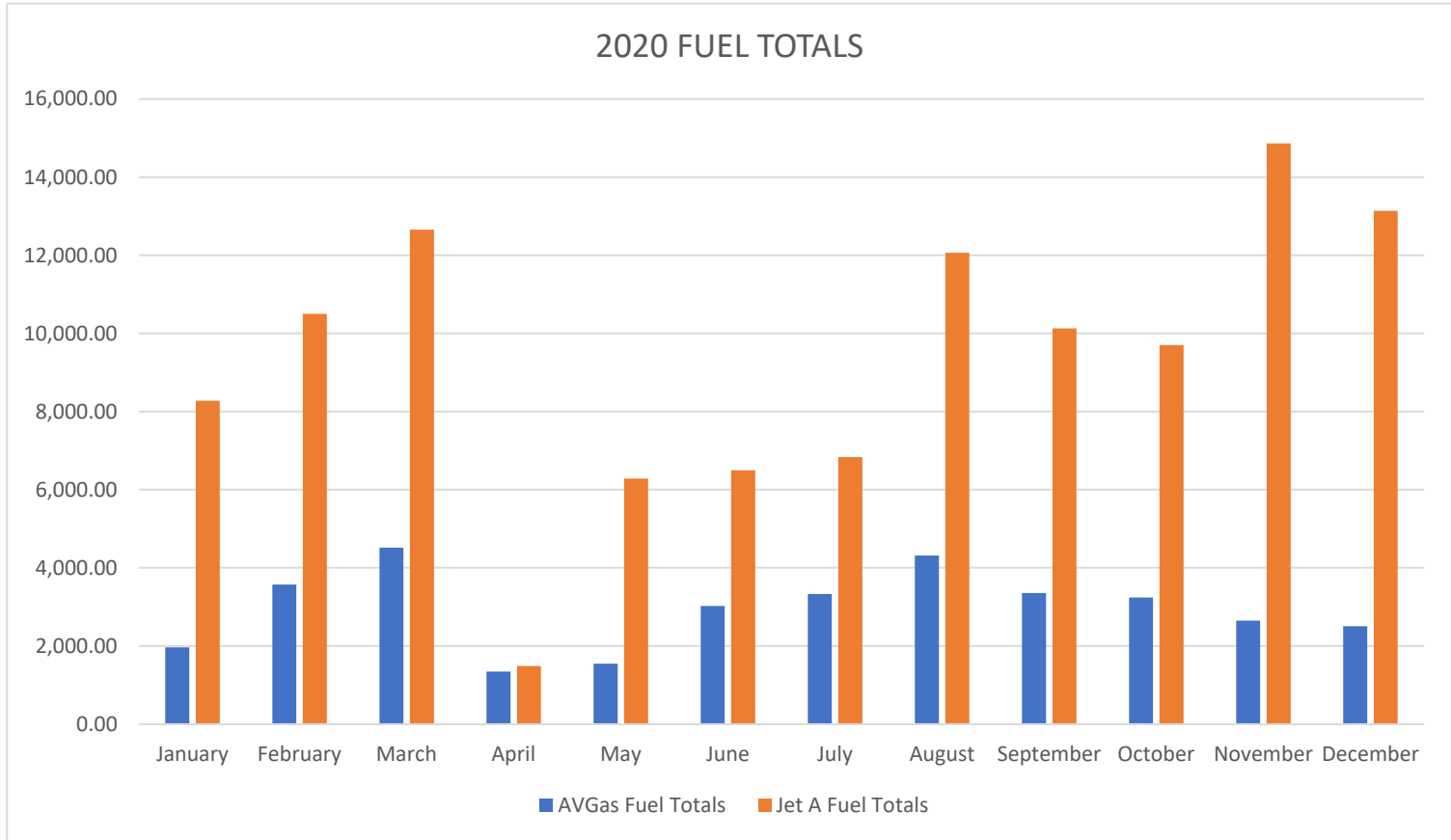


Independence Municipal Airport 2020 Annual Report

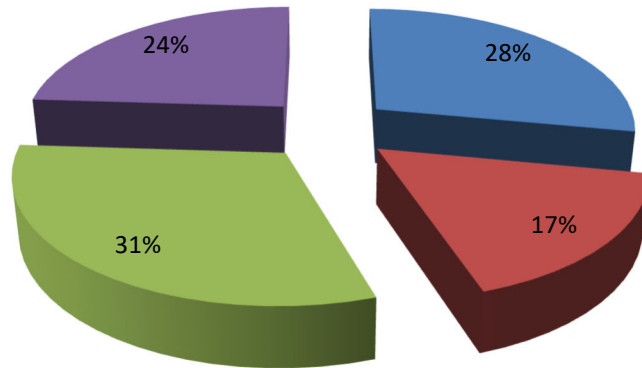


	<i>January</i>	<i>February</i>	<i>March</i>	<i>April</i>	<i>May</i>	<i>June</i>	<i>July</i>	<i>August</i>	<i>September</i>	<i>October</i>	<i>November</i>	<i>December</i>
AVGas Fuel Totals	1,963.08	3,571.03	4,513.42	1,341.53	1,543.23	3,022.31	3,331.32	4,313.78	3,354.41	3,239.41	2,645.96	2,503.72
Jet A Fuel Totals	8,277	10,500	12,654	1,485	6,286	6,498	6,832	12,061	10,129	9,699	14,864	13,138



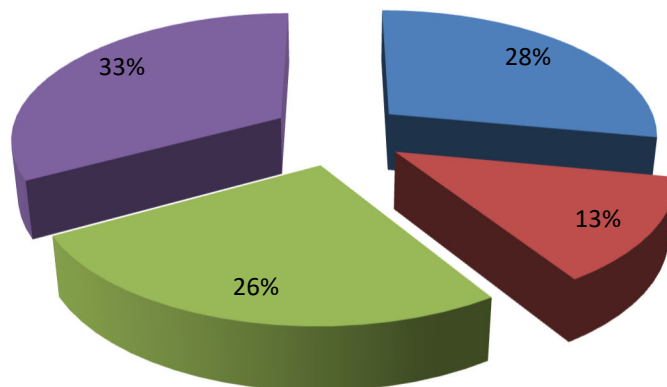
Quarterly percentages of AV Gas sales

■ 1st Qtr ■ 2nd Qtr ■ 3rd Qtr ■ 4th Qtr



Quarterly percentages of Jet-A sales

■ 1st Qtr ■ 2nd Qtr ■ 3rd Qtr ■ 4th Qtr



	January	February	March	April	May	June	July	August	September	October	November	December
Total Singles	11	28	31	15	9	30	23	16	39	21	39	35
Total Jets	27	39	45	11	25	30	27	53	41	39	52	53

