



SALES TAX

REPORT

DECEMBER 2024

City of Independence Kansas

CITY OF INDEPENDENCE 1% SALES TAX REPORTED FOR DECEMBER 2024.

3% Sales Tax is collected in the City of Independence. 1% for General Fund Support; 1% for Education; and 1% for Special Uses.

Lacey Lies
Finance Director



Sales Tax Report for December 2024

Sales and Use taxes are Independence's largest funding source. The City receives a portion of the overall sales taxes you pay within city limits for use as indicated below. The projected revenue generated from all sales and use taxes for 2024 is \$7,200,000, which is more than double the amount of *all ad valorem taxes generated for the City* (\$3,420,374).

Sales Tax Breakdown	Percent
City of Independence General Fund Sales Tax	1.00%
City of Independence Educational Sales Tax	1.00%
City of Independence Special Use Sales Tax	1.00%
General Fund Support	0.25%
Debt Support	0.31%
Economic Development	0.05%
Building & Facility	0.12%
Streets	0.27%
CITY TOTAL	3.00%
State of Kansas	6.50%
TOTAL SALES TAX	9.50%

The amounts listed in this report represent 1% Sales Tax Collections. The “receipts” reported from the State of Kansas to the City for any given month are from sales generated two months prior. For example, the December receipts shown in this report were from sales in October 2024.

- **December** receipts totaled **\$201,264**, which is an **INCREASE of \$16,491** from December 2023, or **up 8.9%** (see Graph 2, “December 1% Sales Tax 10 Year History”).
- December 2024 receipts are the **THIRD HIGHEST December** receipts in the 10-year history, (see Graph 2, “December 1% Sales Tax 10 Year History”).
- Total FY 2024 1% sales tax collected is **\$2,666,578**, or **\$266,578 over** our **budgeted** amount of \$2,400,000, or **11.1% higher than the budget**.
- Total FY 2024 sales tax collections are **7.6%**, or **\$188,039 over** 2023 total collections.
- The **Compensating Use** sales tax portion made up **16.6%** of the \$201,264 total (\$33,443) (see Graph 5 “2024 1% Sales Tax – Compensating Use Sales Tax and Sales Tax.”).

THANK YOU
For Supporting Local!

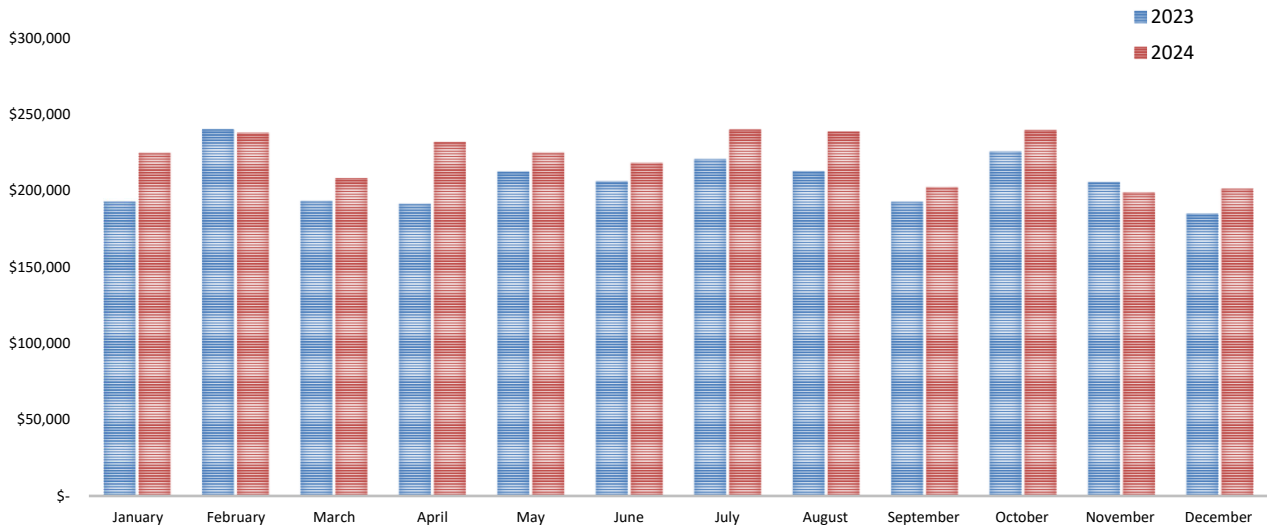


City of Independence Sales Tax - 1%

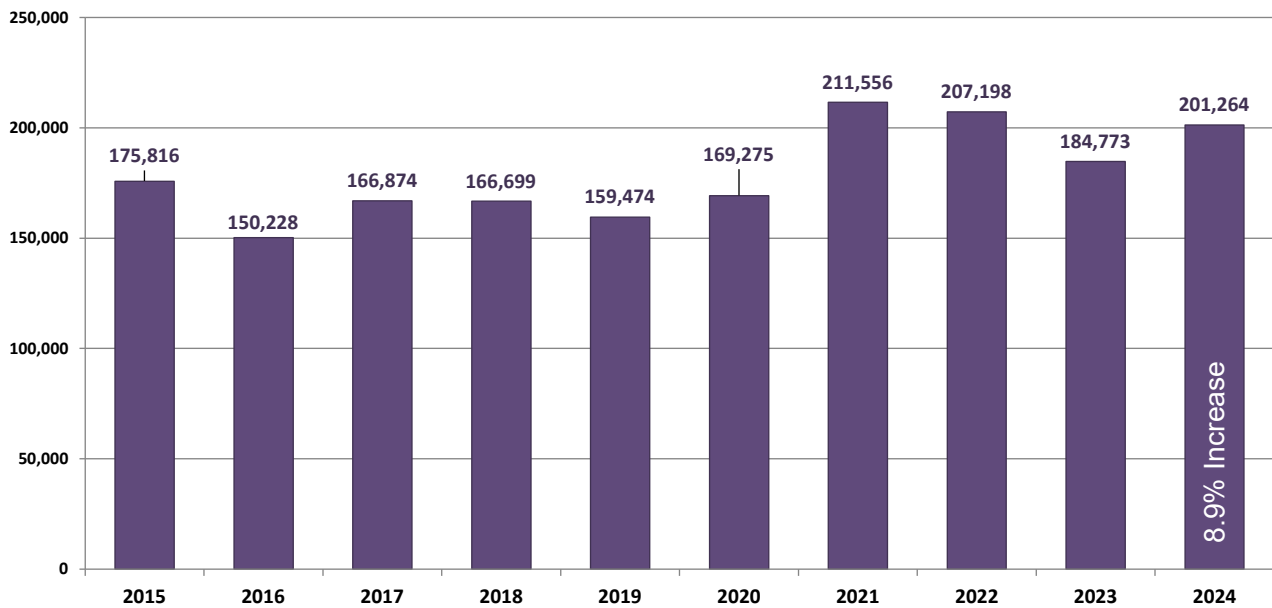
Comparison and History January - December 2024

	Fiscal Year	Fiscal Year	Fiscal Year	Fiscal Year		Fiscal Year	% Change	% Change
Month	2019	2020	2021	2022	2023	2024	FY 23-24	YTD
January	172,377	169,033	163,252	185,340	192,816	224,785	16.6%	16.6%
February	178,399	200,053	187,879	227,272	240,332	237,758	-1.1%	6.8%
March	167,292	149,607	178,907	184,767	193,222	208,111	7.7%	7.1%
April	139,790	172,804	167,798	195,697	191,365	231,871	21.2%	10.4%
May	187,854	166,798	205,282	233,465	212,641	224,944	5.8%	9.4%
June	158,263	179,353	206,304	224,267	206,139	218,239	5.9%	8.8%
July	169,308	179,594	181,396	200,760	220,603	240,065	8.8%	8.8%
August	180,142	221,770	196,182	208,086	212,711	238,478	12.1%	9.2%
September	186,618	166,847	196,679	278,674	192,686	202,364	5.0%	8.8%
October	164,463	177,190	179,011	163,298	225,542	239,697	6.3%	8.5%
November	159,872	183,599	169,058	198,402	205,710	199,002	-3.3%	7.5%
December	159,474	169,275	211,556	207,198	184,773	201,264	8.9%	7.6%
Total:	\$ 2,023,851	\$ 2,135,922	\$ 2,243,303	\$ 2,507,226	\$ 2,478,539	\$ 2,666,578		
% change	4%	6%	5.0%	11.8%	-1.1%	7.6%		
*Oct CPI % Change	1.8%	1.2%	6.2%	7.7%	3.2%	2.6%		
Annual Budget		\$ 2,135,922	\$ 2,243,303	\$ 2,507,226	\$ 2,478,539	\$ 2,666,578	\$ 188,039	
		\$ 1,931,101	\$ 1,935,000	\$ 2,050,000	\$ 2,250,000	\$ 2,400,000	\$ 150,000	
Collections Over (under) Budget		\$ 204,821	\$ 308,303	\$ 457,226	\$ 228,539	\$ 266,578		
				% Over PY Actual	11.8%	-1.1%	7.6%	
				YTD % of Budget Collected	122.3%	110.2%	111.1%	
				% Over Budget	22.3%	10.2%	11.1%	

Sales Tax FY 2023 - FY 2024 Comparison

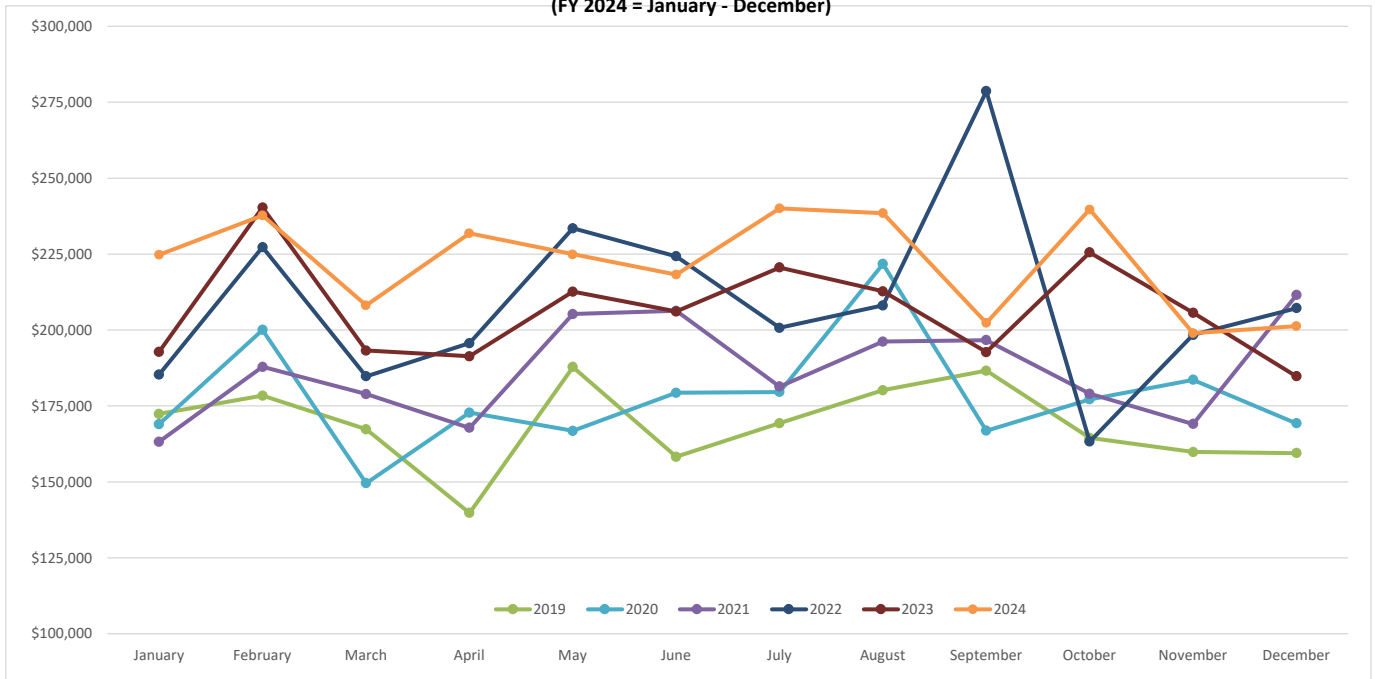


December 1% Sales Tax 10 Year History FY 2015 - FY 2024

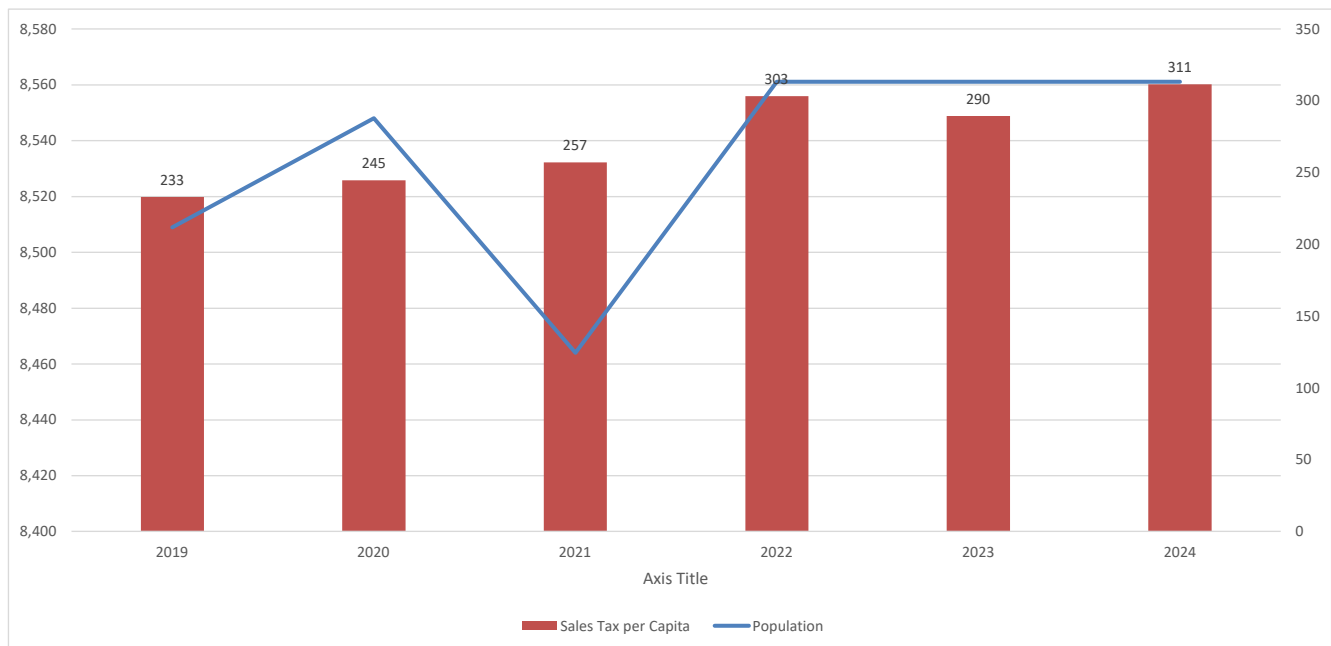


Sales Tax History Comparison - FY 2019 - FY 2024

(FY 2024 = January - December)



Sales Tax per Capita and Population Trend



2024 Sales Tax - One Percent General Fund
Compensating Use Sales Tax and Sales Tax

