



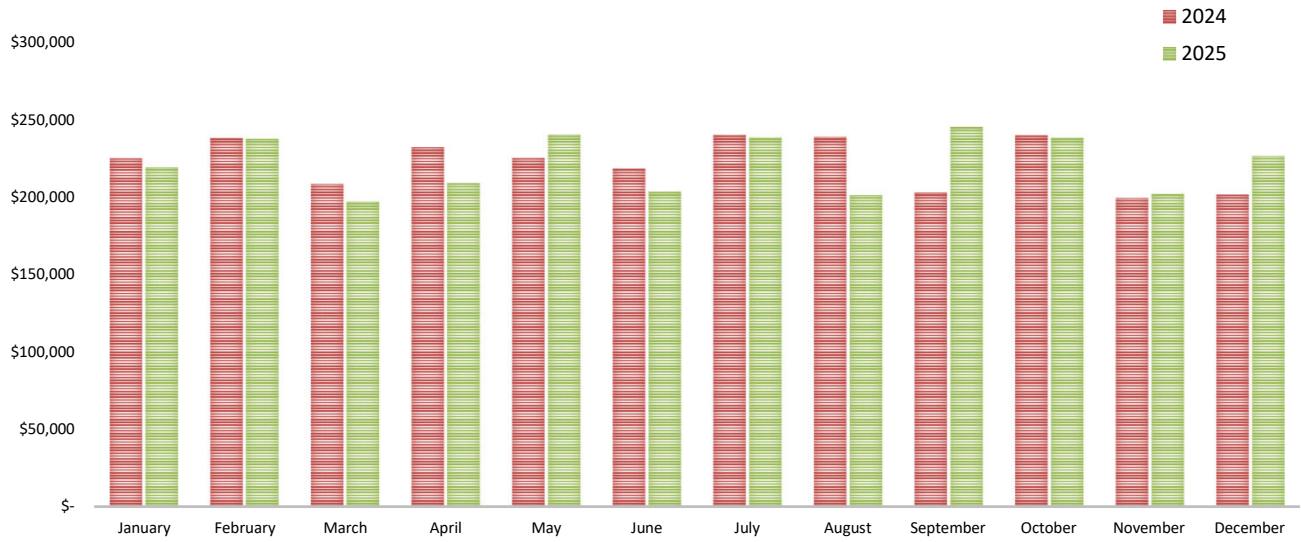
## City of Independence Sales Tax - 1%

### Comparison and History January - December 2025

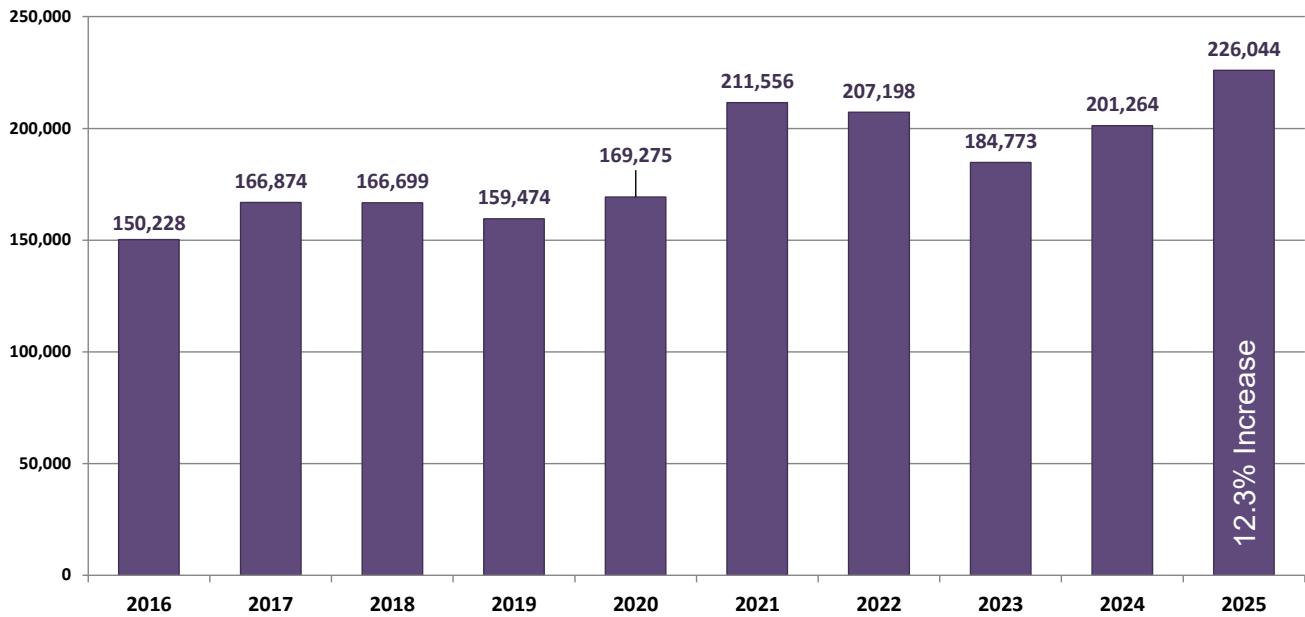
	Fiscal Year	Fiscal Year	Fiscal Year	Fiscal Year	Fiscal Year	Fiscal Year	% Change	% Change
Month	2020	2021	2022	2023	2024	2025	FY 24-25	YTD
January	169,033	163,252	185,340	192,816	224,785	218,866	-2.6%	-2.6%
February	200,053	187,879	227,272	240,332	237,758	237,278	-0.2%	-1.4%
March	149,607	178,907	184,767	193,222	208,111	196,911	-5.4%	-2.6%
April	172,804	167,798	195,697	191,365	231,871	208,654	-10.0%	-4.5%
May	166,798	205,282	233,465	212,641	224,944	240,082	6.7%	-2.3%
June	179,353	206,304	224,267	206,139	218,239	203,052	-7.0%	-3.0%
July	179,594	181,396	200,760	220,603	240,065	238,171	-0.8%	-2.7%
August	221,770	196,182	208,086	212,711	238,478	200,895	-15.8%	-4.4%
September	166,847	196,679	278,674	192,686	202,364	245,035	21.1%	-1.9%
October	177,190	179,011	163,298	225,542	239,697	237,961	-0.7%	-1.7%
November	183,599	169,058	198,402	205,710	199,002	201,785	1.4%	-1.5%
<b>December</b>	<b>169,275</b>	<b>211,556</b>	<b>207,198</b>	<b>184,773</b>	<b>201,264</b>	<b>226,044</b>	<b>12.3%</b>	<b>-0.4%</b>

<b>Total:</b>	<b>\$ 2,135,922</b>	<b>\$ 2,243,303</b>	<b>\$ 2,507,226</b>	<b>\$ 2,478,539</b>	<b>\$ 2,666,578</b>	<b>\$ 2,654,733</b>	
% change	6%	5.0%	11.8%	-1.1%	7.6%	-0.4%	
*Oct CPI % Change	1.2%	6.2%	7.7%	3.2%	2.6%	2.7%	*Note, November CPI%. No October i
	<u>\$ 2,135,922</u>	<u>\$ 2,243,303</u>	<u>\$ 2,507,226</u>	<u>\$ 2,478,539</u>	<u>\$ 2,666,578</u>	<u>\$ 2,654,733</u>	<u>\$ (11,845)</u>
	\$ 1,931,101	\$ 1,935,000	\$ 2,050,000	\$ 2,250,000	\$ 2,400,000	\$ 2,500,000	\$ 100,000
	<b>\$ 204,821</b>	<b>\$ 308,303</b>	<b>\$ 457,226</b>	<b>\$ 228,539</b>	<b>\$ 266,578</b>	<b>\$ 154,733</b>	
% Over/ (Under) PY Actual			11.8%	-1.1%	7.6%	-0.4%	
YTD % of Budget Collected			122.3%	110.2%	111.1%	106.2%	
% Over Budget			22.3%	10.2%	11.1%	6.2%	

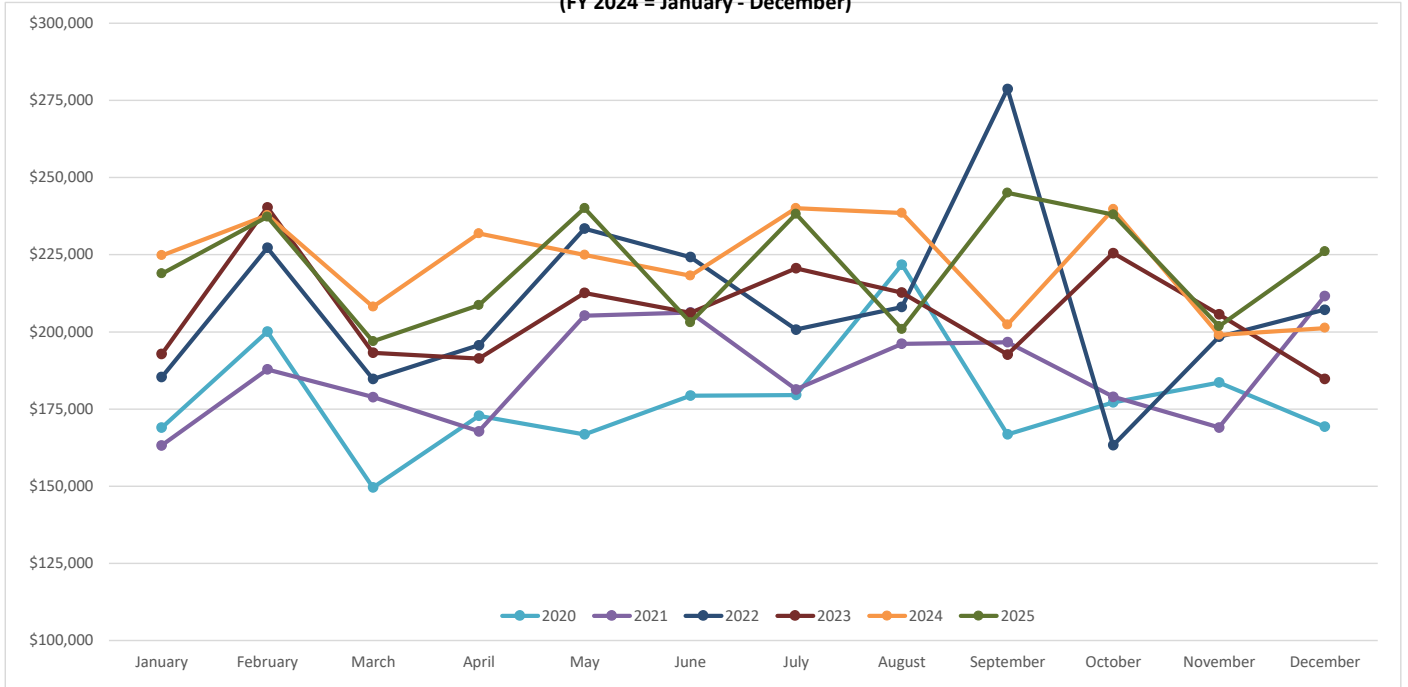
### Sales Tax FY 2024 - FY 2025 Comparison



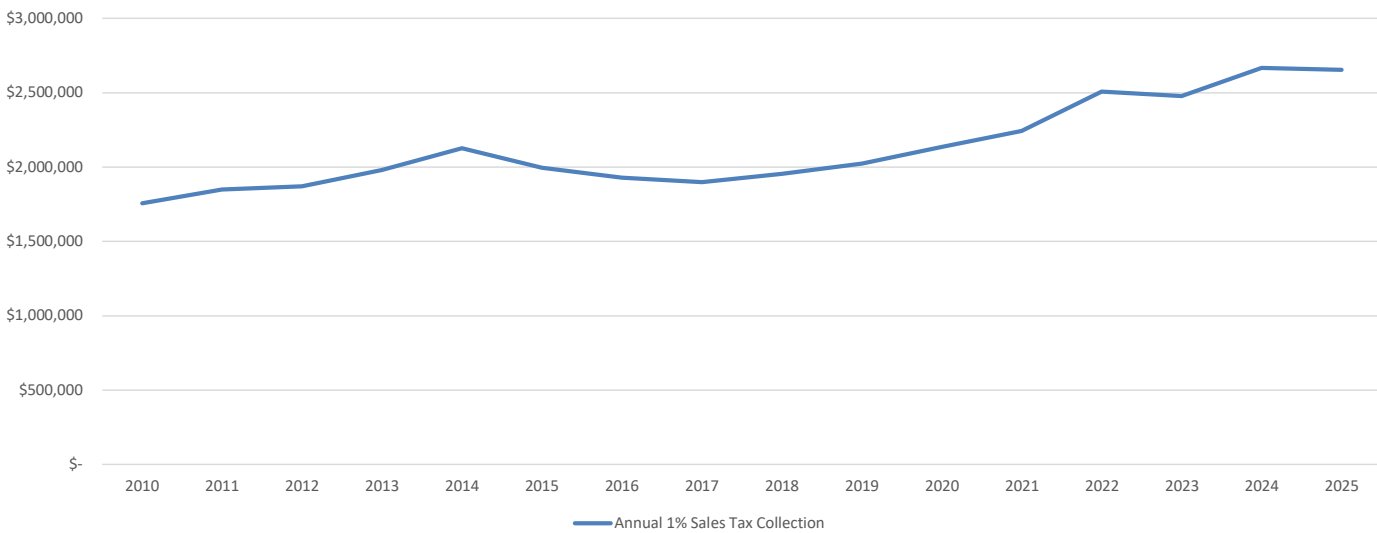
### December 1% Sales Tax 10 Year History FY 2016 - FY 2025



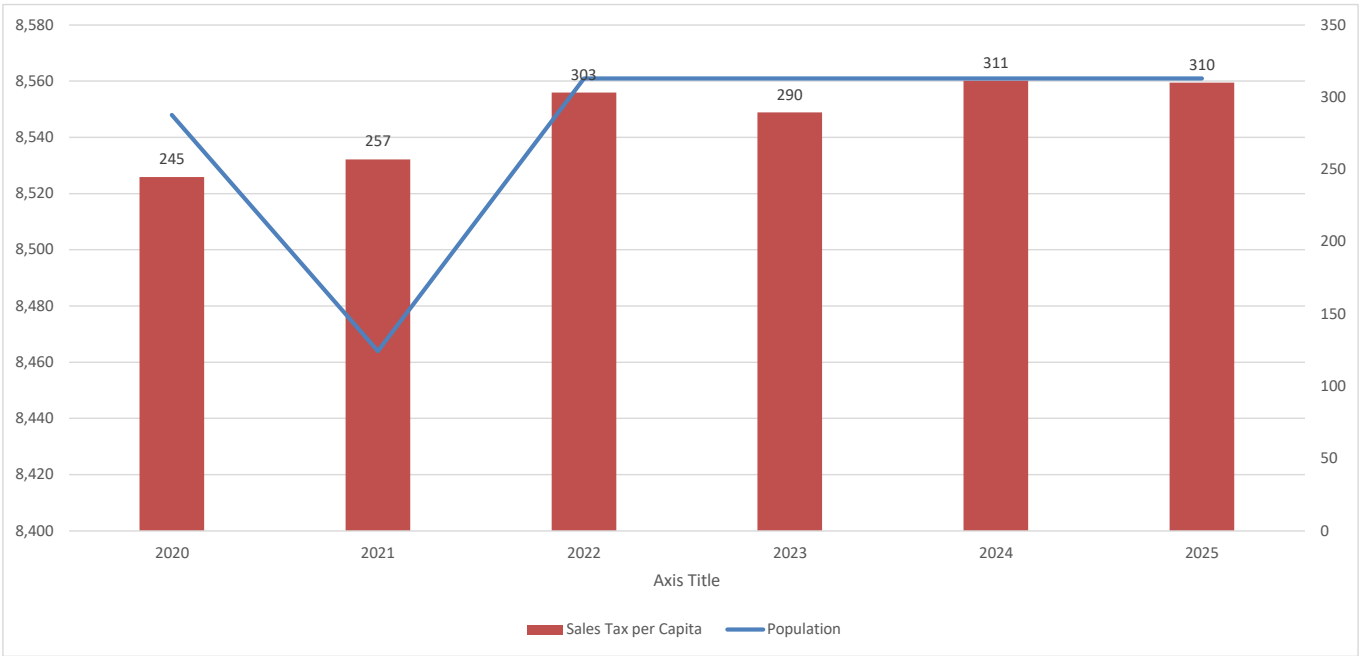
**Sales Tax History Comparison - FY 2020 - FY 2025**  
(FY 2024 = January - December)



**Annual Sales Tax - One Percent General Fund**



Sales Tax per Capita and Population Trend



2025 Sales Tax - One Percent General Fund  
Compensating Use Sales Tax and Sales Tax

